

Discover...

Recreation, relaxation & education

Oamaru Public Gardens, established in 1876 is among the oldest in New Zealand. These gardens are registered as a 'Garden of Significance' and have captivated and charmed visitors for over a century.

An urban oasis reflecting the passion and vision of former curators, canopies of mature trees create a variety of tranquil spaces filled with themed plantings linked by pathways that meander around streams and ponds, providing relaxing places to unwind.



A treasure trove of features

From the whimsical Wonderland Garden featuring a delightful bronze statue created by Scottish Sculptor Thomas J. Clapperton, to the romantic Elderslie Gazebo or the impressive marble Craig Fountain, Oamaru's Gardens boast a treasure trove of natural and sculpted features.

For a touch of the exotic, the centrally located Display House, nestled in the beautiful Rose Garden, is open daily from 8.30am to 4.30pm. Across the Dais Lawn, the Rhododendron and Azalea Gardens provide a spectacular spring display graced by the tranquil Top Pond created by the borough's gardener James Kidd in the late 1870s.

The Gardens Pavilion and Croquet lawn are available to book as a unique event location.

There are seated spaces for contemplation and perfect picnic spots abound. Beyond the children's playground, winding pathways lead through the New Zealand Native Garden to the evocative Chinese Garden.



For event bookings, please contact:

Waitaki District Council
Phone 03 433 0300
Email service@waitaki.govt.nz

www.waitaki.govt.nz







Waitaki
DISTRICT COUNCIL
TE KAUNIHERA A ROHE O WAITAKI

explore Oamaru Public Gardens



Oamaru Public Gardens

- 1 Craig Fountain
- 2 Erica Garden
- 3 Bird Bath & Fountain
- 4 Wonderland Garden & Statue
- 5 Camellia Garden
- 6 Elderslie Gazebo
- 7 Display House
- 8 Rose Garden
- 9 Mirror Lake
- 10 Aviaries
- 11 Band Rotunda
- 12 Dais Lawn
- 13 Rhododendron Garden
- 14 Azalea Garden
- 15 Garden Pavillion & Lawn
- 16 Stone Bridge
- 17 Playground
- 18 Carpark
- 19 NZ Native Garden
- 20 Fernery
- 21 White Garden
- 22 Chinese Garden
- 23 Red Japanese Bridge

-  A20 Trail
-  Public Toilets
-  Entrances to Garden
-  Main Entrance



22

Chinese Garden
A tribute to the early local Chinese Community.



20

The Fernery
Within the New Zealand Native garden collection.



7

Display House
Open daily from 8.30am to 4.30pm, housing exotic specimens and is situated alongside the rose garden.



4

Wonderland Statue & Garden
A magical space with an ornamental stream, a fountain and the bronze statue created by Scottish sculptor Thomas J Clapperton.



17

Children's Playground
Always a favourite with locals and visitors alike. There are toilets and a BBQ available for public use.



11

Band Rotunda
Between the Aviary, the lawn and the two ponds, this feature and its surrounds is a popular area for events.

