



Waitaki

DISTRICT COUNCIL

TE KAUNIHERA Ā ROHE O WAITAKI

Growing strong communities.

Annual Report Summary 2016/17

GROWING WAITAKI: THE BEST PLACE TO LIVE, WORK & PLAY





Contents

Introduction	
Acting Chief Executive’s report.....	1
Our performance	
Measuring our performance	3
Working for you	
Roads and footpaths	4
Water and waste.....	5
Arts, heritage and community.....	6
Parks and recreation	7
Commercial and development.....	8
Democracy and accountability.....	9
Environment, regulation and safety	10
How and where we spend money	
Financial overview	11
Summary of financial statements	13
Notes to financial statements	14
Independent auditor’s report	16

Acting Chief Executive's report



The 2016/17 Annual Report presents Council's progress and performance against the second year of the 2015-25 Long Term Plan from 1 July 2016 to 30 June 2017.

The last twelve months has seen continued progress towards achieving Council's vision for the community of *growing Waitaki – the best place to live, work and play*. Below are some of the highlights.

Positive Financial Result

We've ended the year in a strong financial position with a surplus of \$1.531m. This is the fifth consecutive year we've reported a healthy surplus and better than budgeted financial position. We will continue to review our costs, ensuring ratepayers get the best value for money. We also received an excellent dividend of almost \$800,000 from Council-owned Whitestone Contracting Ltd.

Observatory Hill Retirement Village and North Otago Irrigation Company (NOIC)

Economic development continues to be a major focus for Council. Providing financial support to the Observatory Hill Retirement Village and Stage 2 of the North Otago Irrigation Company's \$65 million expansion which were both under construction over the past year, is a major driver for economic growth. It underpins our economic sustainability, reinvests our ratepayers' funds in our own district and returns better interest income for Council.

The retirement village opened to residents in August 2017. Council provided additional financial support to progress further care beds where demand had outstripped supply, largely due to the recent closure of Rendell on Reed.

NOIC worked on completing Stage 2 and will be ready to operate for the 2017/18 irrigation season.

Roads, Alps2Ocean and Tourism

Council has worked with the Transport Agency (NZTA) on improvements along the Moeraki straight where the boulders and village intersect, including introducing speed restrictions.

The Alps2Ocean Cycle Trail goes from strength to strength. Central Government funding was secured to take more of the trail off road. A big thank you to landowners for their enthusiasm and co-operation to make this happen. Council received over \$300,000 from the Otago Community Trust to assist with moving two sections of the trail between Duntroon and Oamaru off the state highway.

Council has re-invested in the Oamaru Blue Penguin Colony, a major tourist attraction. Tourism within Oamaru and in particular the Historic Precinct and waterfront, has been under close scrutiny with a number of improvements, for example, the construction of a raised pedestrian crossing on Tyne Street. Discussions are ongoing concerning the vehicle access status to Harbour Street. We've received Central Government funding of \$223,000 for toilet improvement projects in both Duntroon and Dunback. The new Tourism Infrastructure Fund (TIF) is now available and further applications will be made to the fund in 2017/18.



Acting Chief Executive's report *(continued)*

HamNak Water Supply Upgrade

The development of the project to build a pipeline to connect the Hampden and Herbert water supplies was a key focus of Council in 2016/17. The 30km pipeline will run through 40 private properties once it is completed and will cost over \$5m. The tender was awarded to Whitestone Contracting Ltd and construction will be completed in 2018.

Closure of Oamaru Landfill and Transition to New Transfer Station

The Oamaru landfill closed its gates on 21 April 2017 and the new Waste Management Transfer Station opened to predominately provide residual waste services for Waitaki.

Library Refresh

The Oamaru Library was reinvigorated with a new layout and change to the installed Radio Frequency Identification (RFID) book checkout system.

Responding to Changes in Legislation

The Food Act 2014 came into force with 'transition 1' requiring registration by June 2017. The new Building (Pools) Amendment Act 2016 was introduced in January 2017. Our legislative responsibilities are clear and we continue to balance resourcing with the extra demands placed on us, whilst working with our customers to help ease the transition.

District Plan Review

The review of the District Plan continues and is making good progress. It is likely that the plan will be ready for public notification in the later part of 2018.

Thanks to the Team

All the results above have been possible through the efforts of a large number of people, both elected members and staff. It has been the input from this team that has delivered the results that can be seen so clearly right across our community. I would also like to thank Mr Michael Ross who was Council's Chief Executive during 2016/17 and who retired at the end of June 2017. Council welcomes our new Chief Executive Mr Fergus Power who was appointed during the year.

Neil Jorgensen
Acting Chief Executive

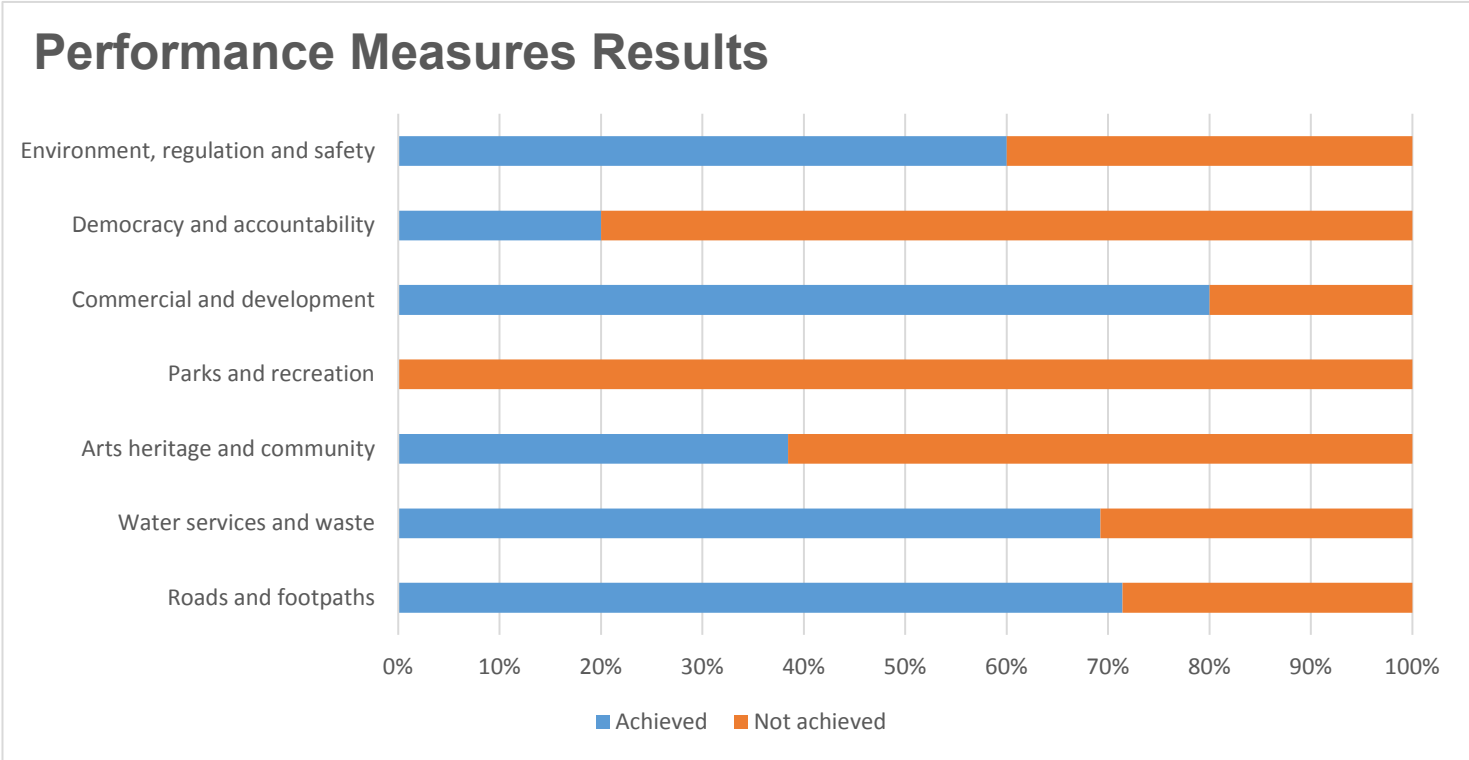




Measuring our performance

Council has seven activity groups and each of these have performance measures. Below is an illustration of the activities and the measures we've achieved and not achieved.

More information can be found in the following pages. Full information can be found in the 2016/17Annual Report (at www.waitaki.govt.nz).



Roads and footpaths

Roads and footpaths are an integral part of our district. They are designed to help drive economic growth and to help keep us safe.

Our specific community outcomes are:

- By providing roads and footpaths that are safe, effective, efficient, accessible and fit for purpose for people and goods
- By providing transport networks and services that are safe
- By ensuring roading activities are managed efficiently and effectively

What we've done

A new contract for roading maintenance commenced on 1 July 2017 and was awarded to SouthRoads.

Council completed the Rural Resilience Project in 2016/17.

A technical audit by NZTA was carried out and completed on the roading network in August 2016 with a very successful outcome.

Successfully secured funding approval with NZTA for a major LED street lighting upgrade.

A full programme of renewals completed, including resurfacing of roads, road renewals and footpath resurfacing.

Successful construction of Beach Road project north of Kakanui as a result of the slip from one single lane with traffic control to two lanes.

Council has used sections of recycled timber and decks from the old SH82 timber bridge in Kurow for use in the renewal of Galbraith Bridge.

Installed pedestrian drop crossings for improved access in conjunction with the kerb and channel renewal programme.

Moeraki community and Council engaged with ongoing maintenance on the upgraded but deteriorating section of Haven Street to retain direct access to the village.

Performance measures

We have seven performance measures. Of these, five were achieved and two were not.

Achieved: The percentage of the sealed local road network that is resealed: 55.5km - 7.1% local roads resealed in 2016/17 (2015/16: 53km - 7% local roads resealed).

Achieved: The percentage of footpaths within the district that fall within the specified level of service - 97.8% meet specified level of service (2015/16: 80% met specified level of service).

Achieved: The percentage of public enquiries responded to within agreed timeframes - 94% of public enquiries responded to within agreed timeframes (2015/16 - 95%)

Achieved: The average quality of ride on sealed roads, measured by smoothness (smooth travel exposure) - 2016/17 - 90% (2015/16 - 90%)

Achieved: Reduction in number of crashes by one.

Not Achieved: 47% of residents satisfied with the sealed roading network (2015/16 - 46%).

Not Achieved: 27% of residents satisfied with the unsealed roading network (2015/16 - 24%).



Water services and waste

Water and waste are fundamental to our community. Council aims to provide these services in a safe and reliable way that are affordable for ratepayers. Through different initiatives we encourage people to recycle and protect the natural beauty of our environment.

Our specific community outcomes are:

- Provide access to affordable, reliable, accessible and efficient waste disposal systems and facilities
- Manage the activity in accordance with consent conditions and enforcement of the relevant legislation to mitigate adverse environmental effects
- Encourage minimisation, reuse and recycling of waste
- Encourage the provision of different waste disposal options by the private sector
- Provide assurance of a sustainable, efficient and effective water service through long term planning of maintenance, renewals, and provision for growth
- Provide community reticulated systems in agreed areas

What we've done

Protected the public health of Waitaki communities by continuing to:

Source, treat, store and distribute drinking water to over 20,000 residents across 17 water supplies

Collect, treat and dispose of wastewater from over 14,000 residents across eight networks

Collect and dispose of stormwater across seven community areas.

We closed the Oamaru Landfill and worked with Waste Management Ltd and the Waitaki Resource Recovery Trust to have continued access to solid waste services.

Transitioned the operation and maintenance of the district's water and wastewater facilities to SouthRoads following an assessment of key risks versus the existing service delivery and management models.

Made considerable progress in the H2OurHealth project with completion of the design of the 30km pipeline and awarding of the construction contract to Whitestone Contracting Ltd.

Continued to work towards compliance with the Health Act and New Zealand Drinking Water Standards for various water supplies.

Performance measures

We have 19 performance measures. Some were achieved, while others were not. Below are some of the key measures.

Achieved: The total number of complaints about the stormwater system was 0.5 per 1,000 connections.

Achieved: 97% of residents are within 25km of a transfer station, landfill or recycling centre.

Achieved/Not Achieved: Eight water supplies comply with the NZ Drinking Water Standards (bacteria compliance) and five do not; four supplies comply (protozoa compliance) and nine do not.

Achieved/Not Achieved: The length of time to respond to water supply issues and complaints was met in some cases but not in all.

Not Achieved: The following material quantities were removed from the waste stream:

Greenwaste – 186 tonnes (1,731 in 2015/16)

Recyclables – 2,144 tonnes (1,430 in 2015/16)

Glass – 436 tonnes (469 tonnes in 2015/16)

Not Achieved: The number of dry weather overflows from our sewerage system, expressed per 1,000 sewerage connections to the system was 3.6 sewerage overflows per 1,000 connections (40% of overflows occurred in Moeraki where significant land movement is occurring damaging Councils sewer infrastructure).



Arts, heritage and community

There are different ways we celebrate our vibrant culture. Our parks, sports fields, cultural venues such as the North Otago Museum, the Oamaru Opera House and the Forrester Gallery are just some of the ways we can enjoy living in Waitaki.

Our specific community outcomes are:

- By providing facilities and services that contribute to the quality of life of the district and make it attractive for people to live here
- By playing an active role in the Safer Waitaki Coalition

What we've done

Progressed the Cultural Facility Development project through auditing of collections.

Delivered programmes across a combined Gallery/Museum/Archive physically and online achieving 25 exhibitions, six exhibition openings and 15 events and talks.

Completed a review into the whole of Archive operations and celebrated 30 years since its opening

Installed Radio Frequency Identification (RFID) automation to allow staff more time to engage with customers and ensure Digital Literacy competencies to deal with demands from the public.

CCTV surveillance system operational at eight sites.

Participated in the Network Leadership Group for Raise Hope Mental Health and Addictions meetings.

SKIP (Strategies for Kids Information for Parents) project launched in February 2017.

Student led YouTube 30 Second Family Violence Awareness video clip targeting young people.

Collaborated with Waitaki Road Safe to deliver successful Cycle Skills Day. Thirty-seven children and their families attended.

Performance measures

We have a total of 13 performance measures. Five were achieved and eight were not achieved. Below is a summary.

Achieved: 89% of schools were satisfied with the level of engagement by the Gallery/Museum.

Achieved: 95% of residents satisfied with library services.

Achieved: 95% of residents satisfied with Opera House.

Not achieved: 57% of Archive users satisfied.

Not achieved: 31% of residents satisfied with level of information about the redevelopment of the Gallery and Museum.

Not achieved: 90% of residents satisfied that the Waitaki district is a safe place.

Not achieved: Opera House House events down 1% to 130 events.



Parks and recreation

Our green-spaces, sports fields and other recreational facilities provide many opportunities for people to enjoy different activities and events.

Our specific community outcomes are:

- Provide parks, gardens and greenspaces, sports and recreation facilities that contribute to the district's quality of life, which in turn helps make Waitaki attractive to existing and prospective residents and businesses
- Provide activities at low cost or free to users and manage the activity efficiently and effectively
- Acknowledging the needs of the wider community and cultural and recreation/sport groups through the provision of multipurpose spaces
- Meet industry standards and provide opportunities for people to feel safe while being active and to connect the community through sport and recreation
- Provide opportunities for people to enjoy the district's distinctive environment.

What we've done

Carried out extensive maintenance to the Aquatic Centre, updating and replacing parts of the Building Management System and an internal re-paint.

Provided coaching services to the Oamaru Swim Club who punched well above their weight this year winning the award for the top performing swim club in the Mako Zone (South Island) at the New Zealand Junior Swim Meet.

Constructed a new cycling area at the Oamaru Harbour.

Installed new irrigation at the Friendly Bay playground to maintain this area as green in drought periods.

A study of sporting needs and an indoor recreation facility feasibility study was completed by Sport Otago.

A new area was developed as part of the Oamaru Cemetery with road access, plantings, mown grass and new ash and burial beams.

Performance measures

We have a total of six performance measures, none of which were achieved.

We had a 5.5% decrease in visitors to the Aquatic Centre.

87% of customers were satisfied with the Aquatic Centre.

85% of residents were satisfied with our parks and reserves.

66% of users were satisfied with the district's camping grounds.

84% of residents were satisfied with sports fields and facilities.

83% of residents were satisfied with cemeteries.



Commercial and development

This group of activities include economic development, grants and services, commercial holdings, community property, property holdings and public toilets.

Our specific community outcomes are:

- Effectively manage the property portfolio so that returns are maximised and rates input is minimised
- Provide properties that meet the needs of the community, meaning that people are more likely to want to stay and they will encourage others to move here

What we've done

We renovated eight community housing units and all our units are fully occupied with a waiting list.

We've carried out seismic and asbestos assessments on our buildings.

Council replaced the public toilet block that was part of the Hampden Hall, with a new facility adjacent to the main road.

Roberts Park toilet was upgraded from the old concrete block toilet to a new three bay unisex toilet (including all abilities access).

A new dump station was installed in Omarama.

Oamaru Court House planning is underway to seismically strengthen and prepare the building for the return of court services to the building.

Performance measures

We have five performance measures - four were achieved and one was not.

Achieved: 96% of community housing tenants were satisfied with their tenancy.

Achieved: 93% of community housing units were occupied and 100% of commercial tenancies were occupied.

Not achieved: 74% of residents satisfied with public toilets.

Achieved: Annual reports from North Otago Irrigation Company (NOIC) were received.

Achieved: The annual rate of return on the NOIC investment was 3.58%.



Democracy and accountability

Council and Community Boards are governance bodies forming a vital link between communities and Council staff who manage assets and activities. Council and Community Boards are 'democracy in action'.

Our specific community outcomes are:

- Provide governance structures, planning and reporting to provide cost effective, good quality infrastructure, public services and regulatory functions
- Provide opportunities for the community to actively contribute to democratic local decision making on services and facilities
- Provide opportunities to participate in democratic local decision making through representation on Community Boards, Council and by consultation

What we've done

We introduced a Responsible Freedom Camping Bylaw.

Through the two Community Boards a number of improvements have been made including repairing the Otematata tennis courts fence, lighting the Zealandia monument in Palmerston, and giving a grant of \$150,000 towards the East Otago Health Medical Centre in Palmerston.

Performance measures

We have five performance measures - one was achieved and four were not achieved.

Achieved: 100% of plans, policies and bylaws adopted within statutory timeframes.

Not achieved: 57% of residents satisfied with the performance of the mayor and councillors.

Not achieved: 49% and 43% respectively were not satisfied with the performance of the Ahuriri and Waihemo community boards.

Not achieved: 43% of residents were satisfied with consultation and engagement.



Environment, regulation and safety

Council works to create a district where residents feel safe and protected. We want our natural environment to be protected and sustainable, where we have appropriate emergency services and Council business is conducted in a transparent, prudent and efficient manner.

Our specific community outcomes are:

- Provide building control services in a professional and efficient manner
- Ensure buildings are safe and do not pose a risk to the public
- Ensure that food for sale to the public is prepared in safe premises that meet food hygiene regulations
- Ensure the threat to the community from nuisance or dangerous dogs or wandering stock is minimised
- Have a fully functional Emergency Operations Centre and trained and competent emergency management personnel to ensure we play an active role in supporting and co-ordinating emergency responses in the district
- Ensure sufficient land is zoned for business, commercial and rural activities

What we've done

Implemented new structure to support Building Services.

Maintained Building Consent Authority accreditation with no corrective actions.

Continued reduction of animal control complaints by 11%.

Implemented Freedom Camping Bylaw and transition 1 of the Food Act 2014.

100% of alcohol licensing premises inspections completed.

Performance measures

We have 11 performance measures - six were achieved, one was not able to be measured and four were not achieved. Below is a summary.

Achieved: 100% of resource consents (166) were processed within statutory timeframes.


Not achieved: 88.1% of building consents approved within 20 working days.

Achieved: 100% of high risk licenced premises inspected every six months.

Not achieved: 96% of urgent dog complaints responded to within two hours.

Not achieved: 63% satisfaction with the district's emergency services.

NB: Our target of 100% of subdivision consents and notified land use consents and 50% of non-notified land use consents to be implemented is unable to be measured as consent holders have a five year timeframe in which to implement the approved consent.

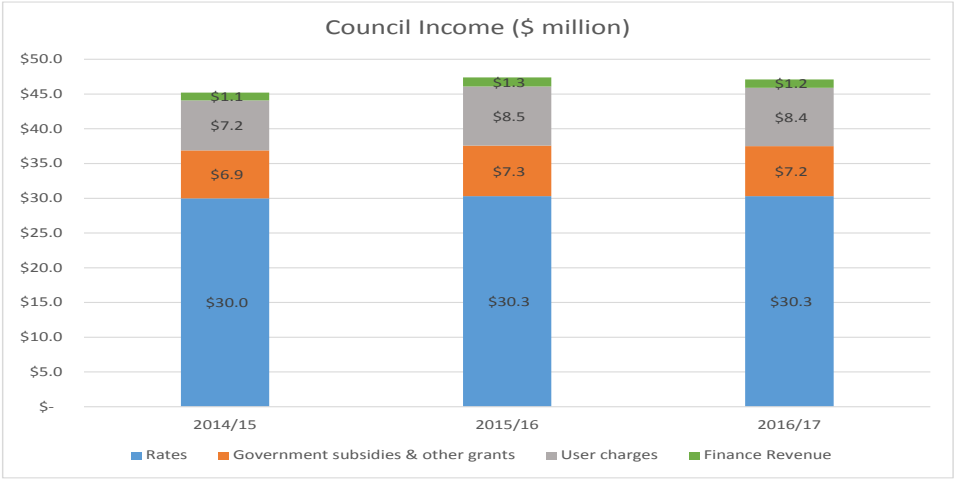




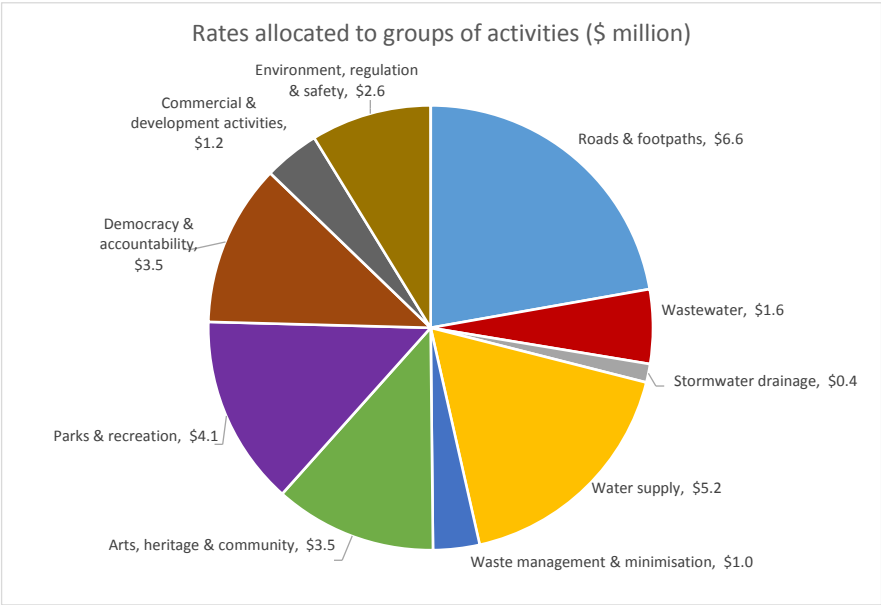
Financial overview

Council funds services such as roads, libraries, swimming pools, parks, playgrounds and water. While a lot of money for these services is raised through rates we also receive income from user charges, eg swimming pool entry fees, government subsidies and interest from Council investments.

The graph below shows the sources of income that Council received over the last three years.



The pie chart below sets out how much rates funding has gone into our activities. This doesn't take into account user charges and subsidies from elsewhere.



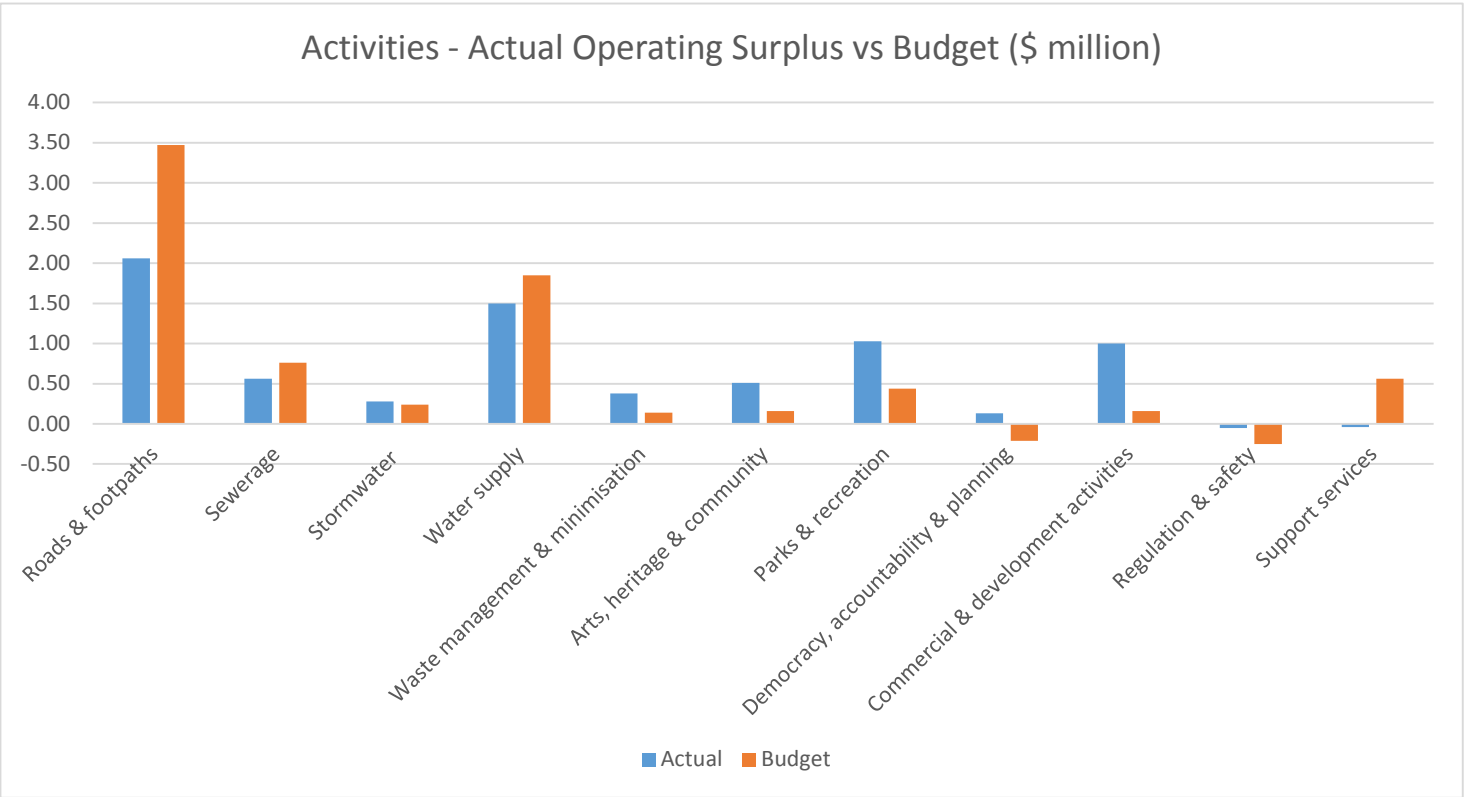


Financial overview

Council's financial position is sound. Asset values have been maintained, all external debt has now been repaid and Council has improved its cash position significantly on that recorded in the previous Annual Report.

Ignoring assets vested in Council and the results from asset disposals and revaluations, Council achieved an operating surplus of approximately \$1.5 million. As demonstrated in the graph below, with only four exceptions, all Council activities recorded operating results that either met or exceeded budget expectations, due largely to on-going cost control and increased revenue.

This strong financial performance and cash position means Council is well placed to meet the challenges posed by significant capital projects that will commence in the next few years.



Summary of financial statements

1 Difference between our revenue (what comes in) and our expenditure (what we spend)

2 Total economic income left after tax and other considerations

3 Total value of Council (what the public owns at the start of the year)

4 Total value of Council at the end of the year

5 Amount we owe (bills, loans etc)

6 Difference between what we own and what we owe

7 Difference between operating cash inflows and outflows


8 Difference between buying and selling assets

9 Difference between borrowing and repayment of loans

10 Money in the bank at the start of the year

11 Money in the bank at the end of the year

Waitaki District Council Only			Consolidated Group	
Actual 2016/17	Budget 2016/17	Actual 2015/16	Actual 2016/17	Actual 2015/16
All in \$'000				
Statement of Comprehensive Revenue and Expense				
Income				
Rates Revenue	30,303	30,385	30,375	30,266
Other Revenue	17,647	16,623	17,551	49,276
Other Gains/(Losses)	(892)	-	(2,609)	(1,482)
Total Income	\$ 47,058	\$ 47,008	\$ 45,317	\$ 78,060
Expenditure				
Activity Expenditure	45,526	44,352	43,997	77,591
Finance cost	1	-	-	12
Total Expenditure	\$ 45,527	\$ 44,352	\$ 43,997	\$ 77,603
Surplus / (Deficit) from Operations	\$ 1,531	\$ 2,656	\$ 1,320	\$ 457
Income Tax Expense / (Refund)	-	-	-	101
Surplus / (Deficit) after tax	\$ 1,531	\$ 2,656	\$ 1,320	\$ 356
Other Comprehensive Revenue and Expense	9,741	5,250	5,824	10,084
Total Comprehensive Revenue and Expense	\$ 11,272	\$ 7,906	\$ 7,144	\$ 10,440
Statement of Changes in Equity				
Public Equity at 1 July	750,897	757,781	743,753	775,876
Total Comprehensive Revenue and Expense	11,272	7,906	7,144	10,440
Public Equity at 30 June	\$ 762,169	\$ 765,687	\$ 750,897	\$ 786,316
Statement of Financial Position				
Public Equity	\$ 762,169	\$ 765,687	\$ 750,897	\$ 786,316
Current Assets	18,022	12,756	21,987	27,900
Non-Current Assets	751,414	759,911	735,619	771,584
Total Assets	\$ 769,436	\$ 772,667	\$ 757,606	\$ 799,484
Current Liabilities	6,479	6,695	6,322	11,645
Non-Current Liabilities	788	285	387	1,523
Total Liabilities	\$ 7,267	\$ 6,980	\$ 6,709	\$ 13,168
Net Assets	\$ 762,169	\$ 765,687	\$ 750,897	\$ 786,316
Statement of Cash Flows				
Net Cash from Operating Activities	15,316	14,504	15,486	16,273
Net Cash from Investing Activities	(13,296)	(15,594)	(19,841)	(17,934)
Net Cash from Financing Activities	-	-	-	(1)
Net Increase / (Decrease) in Cash	\$ 2,020	(\$1,090)	(\$4,355)	(\$1,662)
Total Cash Resources at 1 July	2,463	2,865	6,818	7,202
Total Cash Resources at 30 June	\$ 4,483	\$ 1,775	\$ 2,463	\$ 5,540



Notes to financial statements

The Waitaki District Council (Council) is a territorial local authority governed by the provisions of the Local Government Act 2002.

Council's financial statements are for the Waitaki District Council as a separate entity. The Waitaki District Council group consists of the Waitaki District Council and its subsidiaries, Whitestone Contracting Limited (100% owned), Waitaki District Health Services Limited (100% owned) and Tourism Waitaki Ltd (100% owned). The investment in Omarama Airfield Limited (50% owned) is treated as a joint venture. All companies are incorporated in New Zealand.

Council's 2016/17 Annual Report, from which this summary has been extracted, was adopted by Council on 25 October 2017. The Annual Report has been audited, and has received an unmodified audit opinion dated 25 October 2017, which may be viewed at www.waitaki.govt.nz.

This summary complies with PBE FRS-43: Summary Financial Statements, but is a summary only and cannot be expected to provide a full explanation or the level of understanding as the full Annual Report. The financial statements contained in the Annual Report were prepared in accordance with Tier 1 PBE accounting standards, and so comply with New Zealand Generally Accepted Accounting Practice (NZ GAAP) and with the requirements of the Local Government Act 2002. They are prepared in New Zealand dollars, and all values are rounded to the nearest thousand dollars (\$000).

Council has contracts committing it to spend \$28,477,000 (2015/16: \$21,768,000). As was the case in the previous period, Council has contingent liabilities which are dependent on future events, the actual value of which cannot be quantified. Council was involved in related party transactions with Whitestone Contracting Ltd, Tourism Waitaki Ltd, Waitaki District Health Services Ltd, Omarama Airfield Ltd, North Otago Irrigation Company Ltd, and Observatory Village Lifecare Ltd, details of which are included in the full Annual Report.

Explanations for major variances from the actual results in the 2016/17 Annual Report and the 2016/17 Annual Plan are provided in Note 32 of the full Annual Report.

Variances from the 2017 Annual Plan and 2016 actual results

Actual results for 2017 reported in Council's 2017 Annual Report may vary, both from budget and from results reported for the previous period, for several reasons. Significant variances are summarised below, and more information is provided in Note 32 in the full Annual Report:

- Rates revenue includes penalties applied to overdue rates. This income was adversely affected by amounts written off as uncollectable during the year;
- User charges exceeded budget due to the decision to close the Oamaru landfill in April 2017 rather than the planned August 2016, and to unbudgeted forestry harvesting activities;
- Overall revenue from grants was under budget due to delays in a number of capital projects including the Alps2Ocean cycletrail and the cultural facilities development;
- Other gains and losses included losses on disposal and write-off of fixed assets amounting to \$1,931k;



Notes to financial statements (cont'd)

- Personnel costs exceeded those reported in the previous period because there were fewer vacancies amongst Council's staff during the 2017 financial year;
- Increased depreciation and amortisation expense resulted from the triennial revaluation of Property and Parks assets, and properties vested in Council in 2016, being the Oamaru Courthouse and the North Otago RSA buildings.

Events Subsequent to Balance Date

At its meeting on 9 August, 2017, Council resolved to make available additional financial support in the amount of \$3.5 million for the second stage of the rest-home development being undertaken by the Observatory Village Charitable Trust.

Over the weekend of 21-23 July 2017, a state of civil emergency was declared in the Waitaki District as the direct result of an unprecedented flooding event occasioning significant damage and disruption to property and infrastructure, both Council-owned and in private ownership. Damage estimated at over \$1.3 million was caused to Council assets. Council believes its insurance cover and reserves, coupled with assistance from Central Government, will be sufficient to meet the costs of repairing and reinstating damaged property and infrastructure.

There were no other events arising since balance date relating to Council activities that require either adjustment in these summary financial statements, or inclusion in the full Annual Report.



Independent auditor's report

AUDIT NEW ZEALAND

Mana Arotake Aotearoa

To the readers of the Waitaki District Council's summary of the annual report for the year ended 30 June 2017

The summary of the annual report was derived from the annual report of the Waitaki District Council (the District Council) and group for the year ended 30 June 2017.

The summary of the annual report comprises the following summary statements on pages 3 to 15:

- the summary statement of financial position as at 30 June 2017;
- the summaries of the statement of comprehensive revenue and expense, statement of changes in equity and statement of cash flows for the year ended 30 June 2017;
- the notes to the summary financial statements that include accounting policies and other explanatory information; and
- the summary statement of service provision.

Opinion

In our opinion:

- the summary of the annual report represents, fairly and consistently, the information regarding the major matters dealt with in the annual report; and
- the summary statements comply with PBE FRS-43: Summary Financial Statements.

Summary of the annual report

The summary of the annual report does not contain all the disclosures required by generally accepted practice in New Zealand. Reading the summary of the annual report and the auditor's report thereon, therefore, is not a substitute for reading the full annual report and the auditor's report thereon.

The summary of the annual report does not reflect the effects of events that occurred subsequent to the date of our auditor's report on the full annual report.

The full annual report and our audit report thereon

We expressed an unmodified audit opinion on the information we audited in the full annual report for the year ended 30 June 2017 in our auditor's report dated 25 October 2017.

Council's responsibility for the summary of the annual report

The Council is responsible for preparing the summary of the annual report which includes preparing summary statements, in accordance with PBE FRS-43: Summary Financial Statements.

Auditor's responsibility

Our responsibility is to express an opinion on whether the summary of the annual report represents, fairly and consistently, the information regarding the major matters dealt with in the full annual report and whether the summary statements comply with PBE FRS 43: Summary Financial Statements.

Our opinion on the summary of the annual report is based on our procedures, which were carried out in accordance with the Auditor-General's Auditing Standards, which incorporate the Professional and Ethical Standards and the International Standards on Auditing (New Zealand) issued by the New Zealand Auditing and Assurance Standards Board.

Other than in our capacity as auditor, we have no relationship with, or interests in the District Council or its subsidiaries.



Scott Tobin
Audit New Zealand
On behalf of the Auditor-General
Dunedin, New Zealand
29 November 2017





Waitaki

DISTRICT COUNCIL

TE KAUNIHERA Ā ROHE O WAITAKI