



# Waitaki

DISTRICT COUNCIL

TE KAUNIHERA Ā ROHE O WAITAKI

*Growing strong communities.*

## Annual Report Summary 2014/15

GROWING WAITAKI: THE BEST PLACE TO LIVE, WORK & PLAY





# Contents

**Introduction**

Chief Executive’s report.....1

Annual residents’ survey .....2

Our people and our district .....3

**Working for you**

Roads and footpaths .....4

Water and waste.....5

Arts, heritage and community .....6

Parks and recreation .....7

Community amenities .....8

Oamaru harbour and historic precinct .....9

Commercial and development.....10

Democracy, accountability and governance .....11

Environment, regulation and safety .....12

**How and where we spend money**

Financial overview .....13

Summary of financial statements .....15

Notes to financial statements .....16

Auditor’s report .....17



# Chief Executive's report



The last 12 months have seen a significant amount of progress for Council in achieving its vision of *Growing Waitaki – the best place to live, work and play*. This period has also seen a great deal of change for the world of local government, for example, continued deliberations on earthquake prone building regulations and reductions to the New Zealand Transport Agency (NZTA) subsidies for roads. While we have worked hard to respond to these challenges there have also been many positive things to reflect on. The projects below represent one small part of what has been achieved.

## **Prudent Financial Management**

Council has achieved a positive financial result with better than expected revenue combined with reduced costs and deferred expenditure. Part of the surplus is from projects that had been identified but are not yet completed, as well as increased revenue for some activities.

## **North Otago Irrigation Company**

Council confirmed its support for the construction of Stage 2 of the North Otago Irrigation Scheme in 2015 which will expand the scheme into the Kakanui Valley. This support, in addition to the initial investment in Stage 1 of the project, will build on the \$48m contribution the scheme already makes to the local economy.

## **North End Business Park and Business Development**

Construction began on the first three sites in the North End Business Park – with Te Pari Industries, Tyre General and Johnson Gluyas buildings all well underway as at 30 June.

A number of other businesses such as Numat and Milligans have constructed new premises to cater for increasing demand for their products. In addition, new businesses such as Scott's Brewery, The Galley and the Tees Street Cafe continue to thrive.

## **Alps2Ocean Cycle Trail**

Alps2Ocean continues to move from success to success. The number of visitors and users on the cycle trail has continued to increase over the past 12 months. More funding was secured to move the remainder of the track off road which will lead to even greater numbers riding the trail in the future.

## **Community and Council Collaborations**

We held our first Council meeting at the Moeraki Marae in December 2014. This was a great opportunity to engage with the Runanga as well as hear and respond to local concerns regarding roading. Ultimately, this resulted in a great Council and community project, which saw Haven Street reopened in June 2015. On that note, the community also rallied around planting at Cape Wanbrow. Another good example of what can be achieved when we work together with our community.


## **Otago Rural Fire Authority**

Final agreement was reached on the transfer of assets to the new Otago Rural Fire Authority (ORFA). As expected, the new organisation has taken time to settle down but already we have seen benefits from increased cooperation with other councils in Otago.

These are just some of the achievements of the last twelve months, helping to make Waitaki the best place to live, work and play.

## **Michael Ross**

Chief Executive



# Annual residents' survey

Each year we ask Waitaki residents to tell us how we are performing in the district. How safe do residents feel? Is Waitaki a great place to live? Are our roads and other infrastructure meeting our changing needs? Below are the highlights from this year's survey.

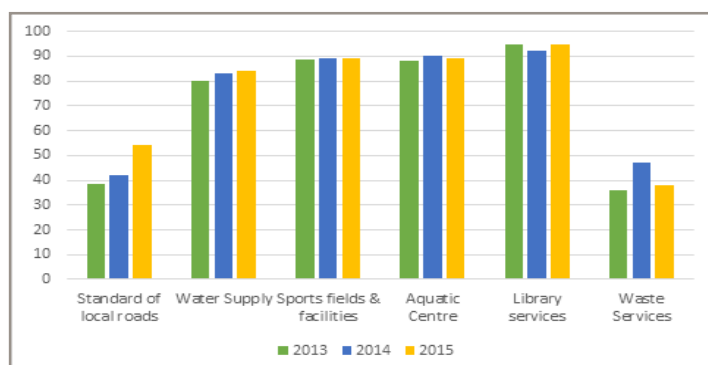
## Residents are most satisfied with...

Our water supply	84% of residents are satisfied or very satisfied with the water supply.
The cost of our roads	The monthly roading rate of \$39 or \$468 per annum is less than 15% of the average annual power bill (\$2,171) and telephone and internet bill (\$948). Our target is to keep it under 50%.
Our cultural facilities	On average 91% of Waitaki residents are satisfied or very satisfied with our cultural facilities such as the Forrester Gallery, our public libraries, the North Otago Museum and the Oamaru Opera House
Waitaki Aquatic Centre	89% of customers are satisfied or very satisfied with the Waitaki Aquatic Centre. Our target is 65%.
Our sports fields	89% of residents are satisfied or very satisfied with Waitaki district sports fields and facilities. Our target is 75%.
Community development advice and support	We achieved 100% satisfaction amongst those who had benefited from the community development advice and support services we provide.

## We need to improve on...

Our roads	54% of residents are satisfied or very satisfied with the roads in the Waitaki district. While this is an improvement on past years, our goal is 70%.
Waste services	38% of residents are satisfied or very satisfied with Council waste services. Our target is 65%.
Toilet accessibility	We are not reaching our target of 75% of public toilets meeting accessibility criteria. We have some plans in place to address this as part of our 2015-25 Long Term Plan.

## Residents' Survey Summary





# Our people and our district

Waitaki District Council was established in 1989. Council's operations extend over a total area of 8,990km<sup>2</sup>. Almost half the area lies in the Canterbury region with the remaining portion in Otago.

Below is a snapshot of the Waitaki district. For more information please refer to the full 2014/15 Annual Report ([www.waitaki.govt.nz](http://www.waitaki.govt.nz))

## People

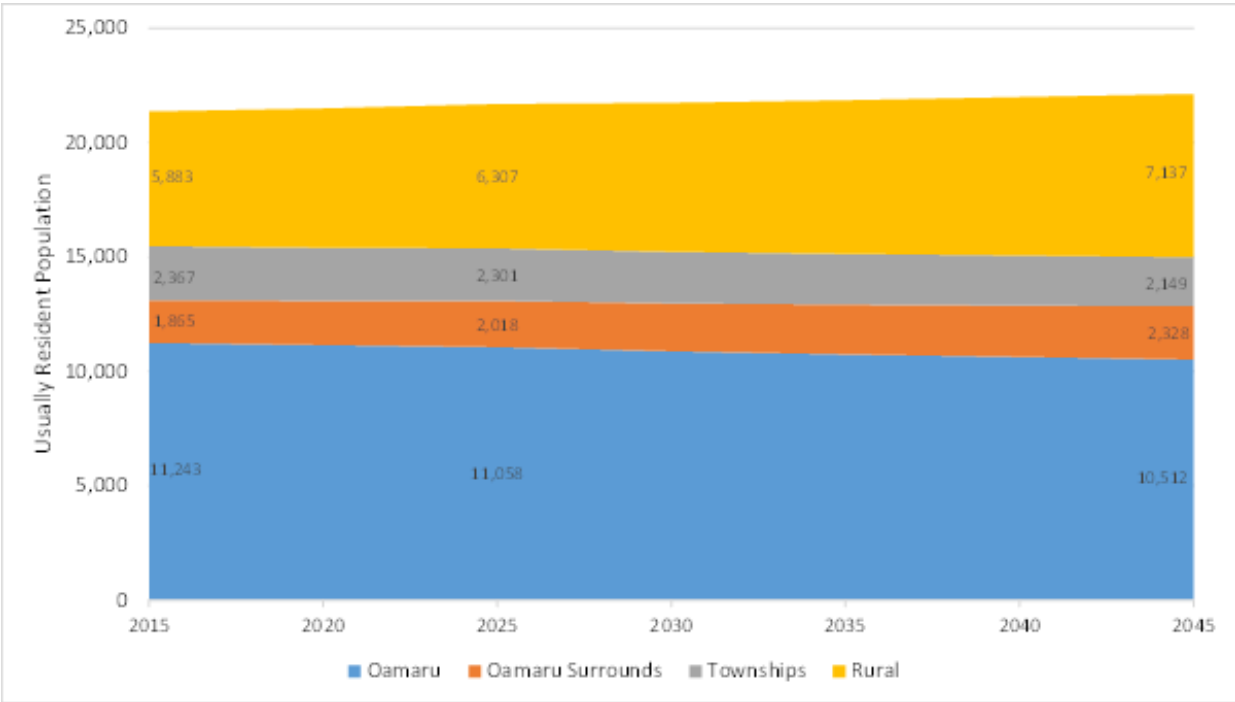
The district population at the 2013 census was 20,829. The population in the rural area is projected to grow by over 40 people annually. Over three quarters of this population growth is projected to occur in the Maheno area (around 30 people per year). The population in Aviemore, Nenthorn and Pukeuri is projected to increase slowly, with the Waihemo population projected to remain stable.

## Age Structure

The district has a growing elderly population which has increased the average age in the district. In 2013 the proportion of people aged 65+ made up around 22% of the total population in the district. This is higher than the national average of 14%. This trend is projected to continue, with the proportion of people aged 65+ in the district increasing to over 35% by 2030. The number of people aged between 15 and 64 years of age is projected to decrease. This may have a flow-on effect to the make-up of the workforce in the district.

## Economy

According to a report produced by Business and Economic Research Limited (BERL) the economy in the Waitaki district generates 9,608 full-time-equivalent (FTE) jobs in 2,884 business units. The economy's GDP is fractionally over \$1 billion.



# Roads and footpaths

Roads and footpaths are an integral part of our district. They are designed to help drive economic growth and to help keep us safe.

Our specific community outcomes are:

- Our road network is well maintained and we promote safe travel
- Our infrastructure and services are reliable and affordable
- Our infrastructure and services enable development in the district

## What we've done

We commenced the Rural Resilience Project which included the construction of five wash-over pads and multiple culvert renewals

We resurfaced over 270,000m<sup>2</sup> of roads

We constructed two bridges (Otiake and Birchwood) using recycled timber from the former Kurow bridges

The local Moeraki community and Council worked together to re-open Haven Street

We made improvements to Harbour Street

A new bus shelter for the Eden Street bus stop was created, featuring iconic Waitaki tourist attractions


We installed frangible bollards on Saleyards Road near Weston to create more safety for cyclists and pedestrians

## Where we need to improve

We'd like to see greater community satisfaction with our roads

We need to work harder to ensure the public receive adequate feedback on roading enquiries

We need to keep looking for ways to meet the increasing demand placed on roads through land use change



# Water and waste

Water and waste are fundamental to our community. Council aims to provide these services in a safe and reliable way that are affordable for ratepayers. Through different initiatives we encourage people to recycle and protect the natural beauty of our environment.

Our specific community outcomes are:

- We have access to affordable, reliable and efficient waste disposal systems
- We manage wastewater effectively to protect environmental quality
- Our infrastructure and services are reliable, affordable and enable development in the district
- We provide safe, reliable access to drinking water
- We manage solid waste effectively and encourage minimisation, reuse and recycling

## What we've done

We installed new pipelines to connect Kakanui to the Oamaru water and sewer networks

Construction of the water treatment upgrade for Duntroon was completed

We completed, adopted and implemented the Waitaki Water Supply Bylaw

We installed a water tanker fill point, complete with charging system and backflow protection, in Oamaru

We capped a large portion of the Oamaru Landfill to allow for its closure and aftercare plan

New bores adjacent to the Otematata River were constructed, commissioned and commenced supplying water to the Otematata Township in August

## Where we need to improve

We are continuing work to bring all of our water schemes up to the Drinking Water Standards for New Zealand

Many residents are not satisfied with waste services in the district and a significant number are unaware of what services are provided by Council and what services are provided privately



# Arts, heritage and community

There are different ways we celebrate our vibrant culture. Our parks, sports fields, cultural venues such as the North Otago Museum, the Oamaru Opera House and the Forrester Gallery are just some of the ways we can enjoy living in Waitaki.

Our specific community outcomes are:

- Our communities are safe places to live, work and play
- We recognise and support the work of our volunteers
- We recognise, value and respect Waitaki as a great place to live, visit, work and play
- Our green-spaces, sports fields, cultural and recreational facilities are well managed and encourage healthy, active lifestyles and learning
- Council conducts its business in a transparent, efficient and prudent manner
- The community celebrates Waitaki's vibrant culture and regularly attends cultural facilities and events

## What we've done

The Library, Opera House, Forrester Gallery, North Otago Museum and Waitaki Aquatic Centre collaborated to deliver school holiday programmes

The Opera House secured sponsorship funding from Whitestone Contracting Ltd and Whitestone Cheese

The Opera House increased attendance at community events

The Library experienced an 18% increase in attendance at its various events, talks, presentations and demonstrations

The Community Safety Strategy was launched and funding was sourced for CCTVs in Oamaru

## Where we need to improve

We want to continue to grow the number of people attending events at the Opera House and the number of meetings, conferences and events being held there

We would like to increase our pool of volunteers at the Forrester Gallery

The Library needs to continue to respond to the shift in demand towards online access to reading material





# Parks and recreation

Our green-spaces, sports fields and other recreational facilities provide many opportunities for people to enjoy different activities and events.

Our specific community outcomes are:

- Our green-spaces, sports fields, cultural and recreational facilities are well managed and encourage healthy, active lifestyles and learning
- We recognise, value and respect Waitaki as a great place to live, visit, work and play
- Our communities are a safe place to live, work and play

## What we've done

We provided grants for community access to school pools in Kurow and Palmerston

We refurbished the old nursery in the Oamaru Public Gardens for use by the community to grow plants for Cape Wanbrow and other locations

Two fields at Centennial Park were re-levelled and in-ground irrigation was installed, along with a new, first class wicket block


A new holiday programme was introduced at the Aquatic Centre with opportunities that include snorkelling and underwater hockey

We liaised with and supported the local mountain bike group to create tracks at Cape Wanbrow and Oamaru Reservoir

## Where we need to improve

A number of playing fields in the district have drainage problems so we will be undertaking remedial work

We will continue improving our recreational facilities to encourage greater participation by the community



# Community amenities

Community amenities such as camping grounds, community housing, community halls, public toilets, and cemeteries all play a part in providing an environment that meets different public needs.

Our specific community outcomes are:

- Our green-spaces, sports fields, cultural and recreational facilities are well managed and encourage healthy, active lifestyles and learning
- Our communities are safe places to live, work and play
- Our communities are protected through appropriate emergency responses, regulation and enforcement
- We have access to affordable, reliable and efficient waste disposal systems

## What we've done

We removed pines in the Palmerston Cemetery that would threaten graves in the future

We made minor improvements, where practicable, to improve toilet accessibility

We provide and maintain nine traditional 'kiwi-style' camping grounds and boat ramps along the Waitaki lakes

We constructed a new toilet block at Friendly Bay in Oamaru


We provided and maintained 11 open cemeteries and two closed cemeteries

## Where we need to improve

The average rental of our community housing units is currently 22% of national superannuation and our target is between 25% and 30%

Some of our community halls still need to meet fire safety standards

While many of our public toilets are accessible for people with disabilities we need to keep making improvements



# Oamaru harbour & historic precinct

The Oamaru harbour and historic precinct provide a distinct experience for residents and visitors alike. Our work developing this area continues.

Our specific community outcomes are:

- Our communities are safe places to live, work and play
- We promote and encourage awareness and protection of our unique natural environment
- Our infrastructure and services are reliable and affordable and enable development in the district
- Our green-spaces, sports fields, cultural and recreational facilities are well managed and encourage a healthy and active lifestyle and learning
- We preserve, promote and celebrate our built heritage

## What we've done

With some minor maintenance completed we've maintained Holmes Wharf to an appropriate level

We've attended regular meetings with Oamaru Whitestone Civic Trust who remain involved in development


We've increased access to the waterfront with parks, walkways and tidy beaches which encourages outdoor activity

When possible, lease revenue for the harbour area increases

## Where we need to improve

The coastal protection from Holmes Wharf to Oamaru Creek has been deferred due to the build-up of gravel

Council property assets are to be re-organised and, once done, will be measured against performance and percentage return of capital value



# Commercial and development

Our infrastructure and services are reliable and affordable thus ensuring Waitaki has a diverse, sustainable and growing economy.

Our specific community outcomes are:

- Our infrastructure and services are reliable and affordable
- Waitaki is recognised as a good place to do business, and people choose to invest in the district
- Council encourages and supports an economic environment that allows the growth of a strong and diverse economy

## What we've done

We surveyed users of the Oamaru Airport which showed 100% satisfaction of the facilities

All Civil Aviation Authority safety requirements have been met

The 90 day bill rate exceeded in each quarter

We successfully harvested forests on Cape Wanbrow, Palmerston Reservoir, Palmerston Cemetery and the Palmerston Landfill

We developed and operated a firewood permit system following harvesting

## Where we need to improve

We're unsure of the costs over the life of a forestry block, therefore, we don't know if our returns are as high as they could be

Our property assets are to be re-organised so that we have a better understanding of their value



# Democracy, accountability and governance

Council and Community Boards are governance bodies forming a vital link between communities and Council staff who manage assets and activities. Council and Community Boards are 'democracy in action'.

Our specific community outcomes are:

- Waitaki residents actively contribute to Council decisions that affect their work, life and play
- Council is viewed by our community as knowledgeable, trustworthy, approachable and accountable
- Council conducts its business in a transparent, efficient and prudent manner

## What we've done

The Class 4 Gambling Venues and TAB Policy was consulted on and progressed

We continued to work with the Crown on earthquake-prone building rules

Ahuriri Community Board funded the upgrade of the Kurow playground and the Kurow streetscape project

The Waihemo Community Board funded a commemorative tree and plaque to mark Palmerston's 150<sup>th</sup> anniversary and helped fund the re-opening of Haven Street, Moeraki

The 2015-25 Long Term Plan, including a new 30-Year Infrastructure Strategy and a Financial Strategy, were developed

## Where we need to improve

We want to see more people feel comfortable about approaching the Mayor and Councillors

We will be working with Community Boards over the coming year to increase their profile



# Environment, regulation and safety

Council works to create a district where residents feel safe and protected. We want our natural environment to be protected and sustainable, where we have appropriate emergency services and Council business is conducted in a transparent, prudent and efficient manner.

Our specific community outcomes are:

- Our communities are safe places to live, work and play
- Our communities are protected through appropriate emergency responses, regulation and enforcement
- We manage land use sustainably and sensitively
- Our infrastructure and service enable development in the district
- Waitaki is recognised as a good place to do business, and people choose to invest in the district
- We recognise and support the work of our volunteers
- Council conducts its business in a transparent, efficient and prudent manner

## What we've done

Building consents issued within 20 days improved significantly from 72% in 2013/14 to 91% in 2014/15.

Within Civil Defence and Emergency Management we've established a Waitaki Local Welfare Committee and signed off the new Local Welfare Plan

We've helped fund fire tankers for use in the Waitaki district by the Otago Rural Fire Authority

We've led the review of Waitaki District's Urban Fire Prevention Bylaw

## Where we need to improve

We need to continue improving our response times to complaints about animal control incidents

While our building consents being issued within 20 days has improved, we need to keep making improvements

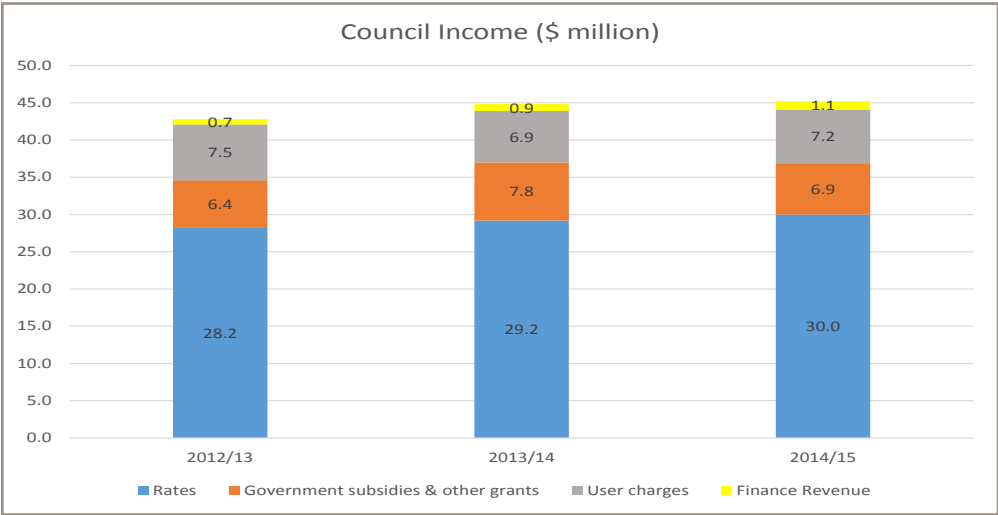




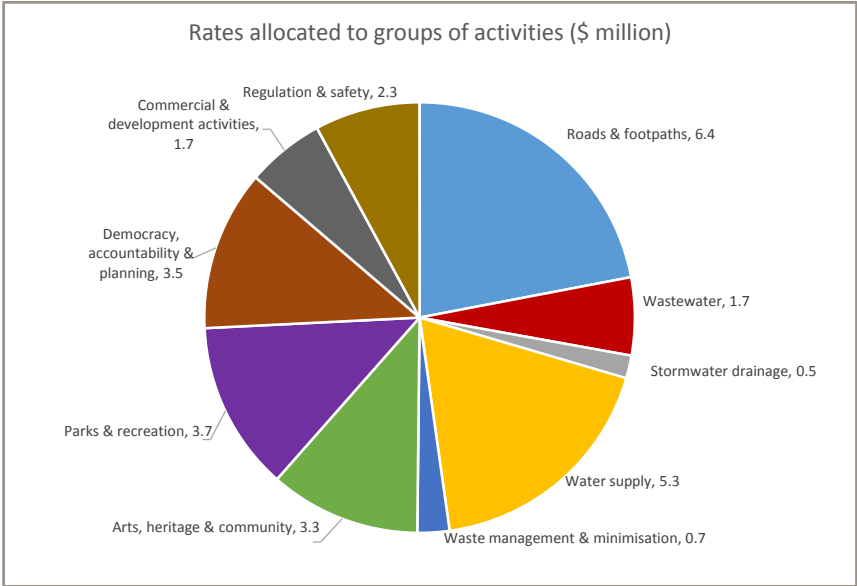
# Financial overview

Council funds community services such as roads, libraries, swimming pools, parks, playgrounds and water. While a lot of money for these services is raised through rates we also receive income from user charges, eg swimming pool entry fees, government subsidies and interest from Council investments.

The graph below shows the income Council received over the last three years.



The pie chart below sets out how much rates funding has gone into our activities. This doesn't take into account user charges and subsidies from elsewhere.




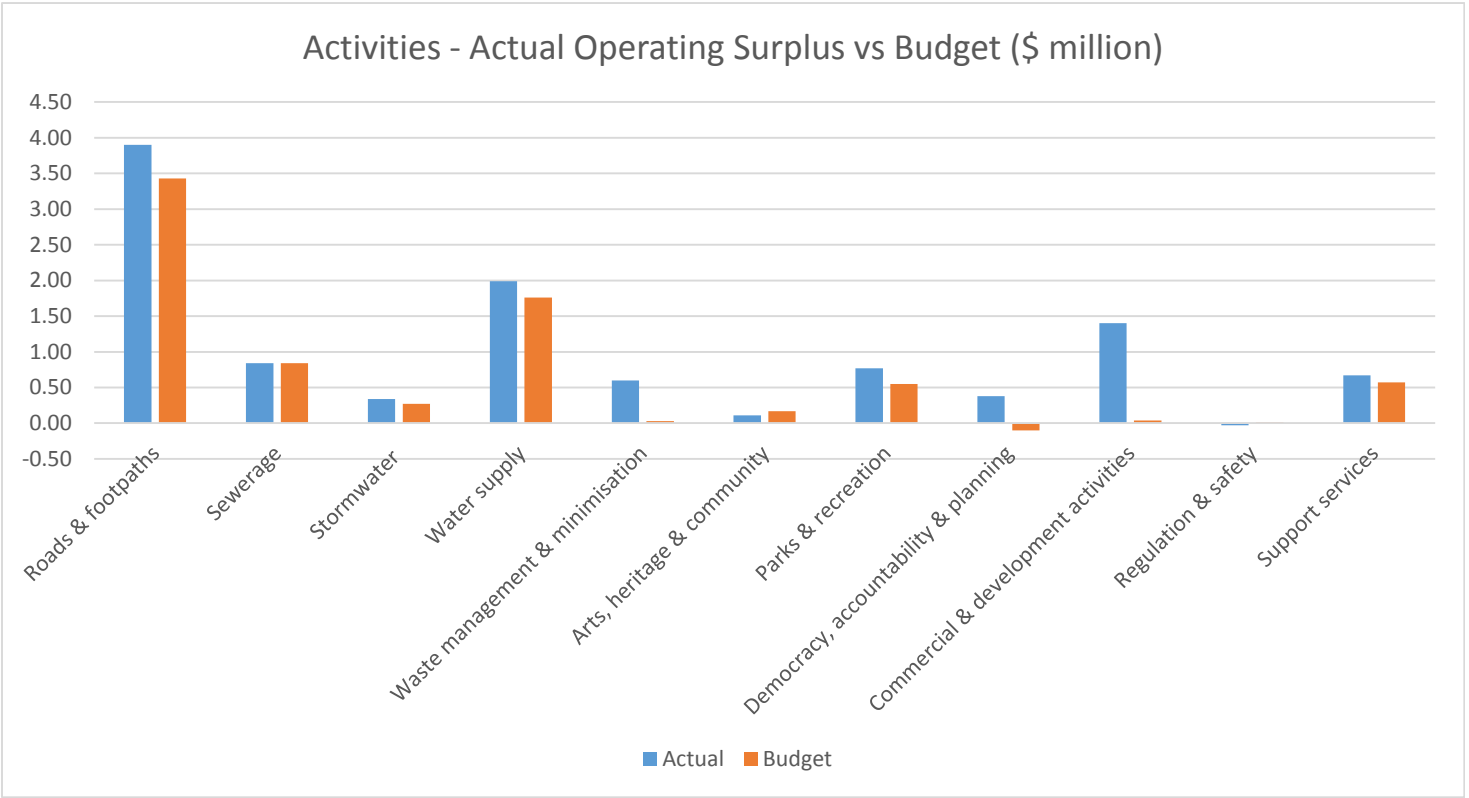


# Financial overview

Council's financial position is sound. Asset values have been maintained, all external debt has now been repaid and Council has improved its cash position significantly on that recorded in the 2014 Annual Report.

Ignoring assets vested in Council and the results from asset disposals and revaluations, Council achieved an operating surplus of approximately \$4.3 million. As demonstrated in the graph appearing below, with only two extremely minor exceptions, all Council activities recorded operating results that either met or exceeded budget expectations, due largely to on-going cost control and increased revenue.

This strong financial performance and cash position means Council is well placed to meet the challenges posed by significant capital projects that will commence in the next few years.





# Summary of financial statements

1 Difference between our revenue (what comes in) and our expenditure (what we spend)

2 Total economic income left after tax and other considerations

3 Total value of Council (what the public owns at the start of the year)

4 Total value of Council at the end of the year

5 Amount we owe (bills, loans etc)

6 Difference between what we own and what we owe

7 Difference between operating cash inflows and outflows

8 Difference between buying and selling assets

9 Difference between borrowing and repayment of loans

10 Money in the bank at the start of the year

11 Money in the bank at the end of the year

	Waitaki District Council Only			Consolidated Group	
	Actual 2014/15	Budget 2014/15	Actual 2013/14	Actual 2014/15	Actual 2013/14
<b>All in \$'000</b>					
<b>Statement of Comprehensive Revenue and Expense</b>					
<b>Revenue</b>					
Rates Revenue	30,026	29,725	29,151	29,990	29,116
Other Revenue	15,252	13,414	15,667	44,557	42,656
Other Gains/(Losses)	(1,388)	-	1,920	(1,370)	2,337
<b>Total Revenue</b>	<b>\$ 43,890</b>	<b>\$ 43,139</b>	<b>\$ 46,738</b>	<b>\$ 73,177</b>	<b>\$ 74,109</b>
<b>Expenditure</b>					
Activity Expenditure	40,898	43,688	42,934	69,806	68,992
Finance cost	-	-	10	14	100
<b>Total Expenditure</b>	<b>\$ 40,898</b>	<b>\$ 43,688</b>	<b>\$ 42,944</b>	<b>\$ 69,820</b>	<b>\$ 69,092</b>
<b>Surplus / (Deficit) from Operations</b>	<b>\$ 2,992</b>	<b>(\$549)</b>	<b>\$ 3,794</b>	<b>\$ 3,357</b>	<b>\$ 5,017</b>
Income Tax Expense / (Refund)	-	-	-	(116)	457
<b>Surplus / (Deficit) after tax</b>	<b>\$ 2,992</b>	<b>(\$549)</b>	<b>\$ 3,794</b>	<b>\$ 3,473</b>	<b>\$ 4,560</b>
Other Comprehensive Revenue and Expense	(2,676)	35,000	6,309	(2,422)	8,359
<b>Total Comprehensive Revenue and Expense</b>	<b>\$ 316</b>	<b>\$ 34,451</b>	<b>\$ 10,103</b>	<b>\$ 1,051</b>	<b>\$ 12,919</b>
<b>Statement of Changes in Equity</b>					
<b>Public Equity at 1 July</b>	741,528	738,385	731,425	767,152	754,233
Total Comprehensive Income	316	34,451	10,103	1,051	12,919
<b>Public Equity at 30 June</b>	<b>\$ 741,844</b>	<b>\$ 772,836</b>	<b>\$ 741,528</b>	<b>\$ 768,203</b>	<b>\$ 767,152</b>
<b>Balance Sheet</b>					
<b>Public Equity</b>	<b>\$ 741,844</b>	<b>\$ 772,836</b>	<b>\$ 741,528</b>	<b>\$ 768,203</b>	<b>\$ 767,152</b>
Current Assets	33,679	32,412	16,057	48,651	30,434
Non-Current Assets	714,823	747,795	732,281	731,566	749,534
<b>Total Assets</b>	<b>\$ 748,502</b>	<b>\$ 780,207</b>	<b>\$ 748,338</b>	<b>\$ 780,217</b>	<b>\$ 779,968</b>
Current Liabilities	6,276	6,746	6,058	10,930	11,272
Non-Current Liabilities	382	625	752	1,084	1,544
<b>Total Liabilities</b>	<b>\$ 6,658</b>	<b>\$ 7,371</b>	<b>\$ 6,810</b>	<b>\$ 12,014</b>	<b>\$ 12,816</b>
<b>Net Assets</b>	<b>\$ 741,844</b>	<b>\$ 772,836</b>	<b>\$ 741,528</b>	<b>\$ 768,203</b>	<b>\$ 767,152</b>
<b>Statement of Cash Flows</b>					
Net Cash from Operating Activities	15,757	10,158	13,536	17,973	17,525
Net Cash from Investing Activities	(10,560)	(10,145)	(16,997)	(12,100)	(18,478)
Net Cash from Financing Activities	(3)	(2)	(2)	(531)	(894)
<b>Net Increase / (Decrease) in Cash</b>	<b>\$ 5,194</b>	<b>\$ 11</b>	<b>(\$3,463)</b>	<b>\$ 5,342</b>	<b>(\$1,847)</b>
Total Cash Resources at 1 July	1,624	6,446	5,087	3,814	5,661
<b>Total Cash Resources at 30 June</b>	<b>\$ 6,818</b>	<b>\$ 6,457</b>	<b>\$ 1,624</b>	<b>\$ 9,156</b>	<b>\$ 3,814</b>



# Notes to financial statements

The Waitaki District Council (Council) is a territorial local authority governed by the provisions of the Local Government Act 2002.

Council's financial statements are for the Waitaki District Council as a separate entity. The Waitaki District Council group consists of the Waitaki District Council and its subsidiaries, Whitestone Contracting Limited (100% owned), Waitaki District Health Services Limited (100% owned) and Waitaki Development Board Limited (100% owned). The investment in Omarama Airfield Limited (50% owned) is treated as a joint venture. All companies are incorporated in New Zealand.

Council's 2014/15 Annual Report, from which this summary has been extracted, was adopted by Council on 28 October 2015. The Annual Report has been audited, has received an unmodified audit opinion dated 28 October 2015, and may be viewed at [www.waitaki.govt.nz](http://www.waitaki.govt.nz).

This summary complies with PBE FRS-43: Summary Financial Statements, but is a summary only and cannot be expected to provide a full explanation or the level of understanding as the full Annual Report. The financial statements contained in the Annual Report were prepared in accordance with Tier 1 PBE accounting standards, and so comply with New Zealand Generally Accepted Accounting Practice (NZ GAAP) and with the requirements of the Local Government Act 2002. They are prepared in New Zealand dollars, and all values are rounded to the nearest thousand dollars (\$000).

Council has adopted the new PBE accounting standards for the first time this year. While this has not resulted in significant changes to accounting policies, a number of balances have been reclassified. Some comparative figures for the prior period have been affected, and details of these adjustments are provided in Note 34 of the full Annual Report.

Council has contracts committing it to spend \$15,496,000 (2013/14: \$8,550,000). As was the case in the previous period, Council has contingent liabilities which are dependent on future events, the actual value of which cannot be quantified. Council was involved in related party transactions with Whitestone Contracting Ltd, Waitaki Development Board Ltd, Waitaki District Health Services Ltd, Omarama Airfield Ltd and North Otago Irrigation Company Ltd, details of which are included in the full Annual Report.

Explanations for major variances from the estimated figures in the 2014/15 Annual Report and the 2012-22 Long Term Plan are provided in Note 33 of the full Annual Report.

## Events subsequent to balance date

- Subsequent to balance date, the loan of \$13 million to the North Otago Irrigation Company Ltd was repaid, and a new loan of \$17 million was provided. Interest on the new loan is to be paid monthly, with full repayment required in 2022.
- Subsequent to balance date, Council resolved to commit loan funding of up to \$8 million to support the development of a retirement village planned by Waitaki District Health Services Ltd. Although timing is not yet certain, it is not expected that these funds will be required prior to the commencement of the 2016/17 financial year.



# Auditor's report

AUDIT NEW ZEALAND  
Mana Arotake Aotearoa

**Independent Auditor's Report  
To the readers of  
Waitaki District Council and group's summary annual report  
for the year ended 30 June 2015**

The summary annual report was derived from the annual report of the Waitaki District Council (the District Council) and group for the year ended 30 June 2015. We have considered whether the summary annual report represents, fairly and consistently, the information regarding the major matters dealt with in the annual report.

The annual report included full audited statements, and the summary annual report includes summary statements. We have audited the following summary statements reported in the summary annual report on pages 2 and 4 to 16:

- the summary balance sheet as at 30 June 2015;
- the summaries of the statement of comprehensive revenue and expense, statement of changes in equity and statement of cash flows for the year ended 30 June 2015;
- the notes to the summary financial statements that include accounting policies and other explanatory information; and
- the summary statement of service provision (made up of the groups of activities information) of the District Council and group.

We expressed an unmodified audit opinion on the District Council and group's full audited statements in our report dated 28 October 2015.

## **Opinion**

In our opinion:

- the summary annual report represents, fairly and consistently, the information regarding the major matters dealt with in the annual report; and
- the summary statements comply with FRS-43 (PBE): Summary Financial Statements.

## **Basis of opinion**

Our audit was carried out in accordance with the Auditor-General's Auditing Standards, which incorporate the International Standards on Auditing (New Zealand), and in particular with the International Standard on Auditing (New Zealand) 810: Engagements to Report on Summary Financial Statements. These standards require us to carry out procedures to confirm whether the summary annual report contains the information necessary, and at an appropriate level of aggregation, so as not to be misleading.

The summary statements and the full audited statements, from which they were derived, do not reflect the effects of events that occurred subsequent to our report dated 28 October 2015 on the full audited statements.

The summary statements do not contain all the disclosures required for full audited statements under generally accepted accounting practice in New Zealand. Reading the summary statements, therefore, is not a substitute for reading the full audited statements in the annual report of the District Council and group.

## **Responsibilities of the Council and the Auditor**


The Council is responsible for preparing the summary annual report so that it represents, fairly and consistently, the information regarding the major matters dealt with in the annual report. This includes preparing summary statements, in accordance with FRS-43 (PBE): Summary Financial Statements. The Council is also responsible for the publication of the summary annual report, whether in printed or electronic form.

We are responsible for expressing an opinion on whether the summary annual report represents, fairly and consistently, the information regarding the major matters dealt with in the annual report and whether the summary statements comply with FRS 43 (PBE): Summary Financial Statements.

Other than in our capacity as auditor we have no relationship with, or interest in, the District Council or any of its subsidiaries.



Scott Tobin,  
Audit New Zealand  
On behalf of the Auditor-General  
Dunedin, New Zealand  
26 November 2015





# Waitaki

DISTRICT COUNCIL

TE KAUNIHERA Ā ROHE O WAITAKI